


## Space Jargon

Y3 / P4



## Space Connect Games

KS2 / P4 - P7



## Daily Creative SPACE




## Mars Rescue Cosmic Codeword

Y3 / P4



## Mars Rescue Cosmic Codeword

Y2 / P3



## Astronaut Training

Y4 / P5




## Astronaut Training

Y2 / P3




## Mars Rescue Cosmic Codeword

Y4 / P5




# The Extraordinary World of Space!



## MARS RESCUE

EYFS / P1




## Exploring Inside the Spaceship

Y2 / P3




## MARS RESCUE

Y2 / P3




## Mars Rescue Cosmic Codeword

Y5 / P6



## Postcard Space

Y3 / P4



## Crack the Codes

- and find some things in space!



## Exploring Inside the Spaceship

Y6 / P7



## Mars Rescue The Apollo Archives

Y2 / P3





## The Extraordinary World of Space

You're about to reach for the stars – with The Extraordinary World of Space! And the countdown is on to open your very own portal to a parallel universe of space-themed, whole-school, creative and cross-curricular learning activities. The Extraordinary World of Space lets you stage your very own WOW day, with resources supporting meteoric maths, lunar literacy, stellar science and heliocentric history activities – including Mars Rescue, a cosmic whole-school challenge! So get ready to take your own giant step into an extraordinary world of learning – we can't wait to see you there!

[Read the letter from Ady here](#)



### Filter Results

Displaying 1 – 12 of 22 Resources

Newest



+ Year Groups

+ Subjects

+ Groupings

+ Durations

+ Space Requirements

+ Lesson Tags



Mars Rescue Overall Instructions - Y1 / P2



The Extraordinary World of Space



Astronaut Training - Y1 / P2



Mars Rescue - Cosmic Codeword - Y1 / P2

## The Extraordinary World of Space

Suggested Timetable: KS2 / P4 – P7

Time	Activity
Assembly	This could be delivered to a range of groupings – from individual classes to the whole school!
Assembly to Morning Break	Daily Creative (warm-up)

## The Extraordinary World of Space:

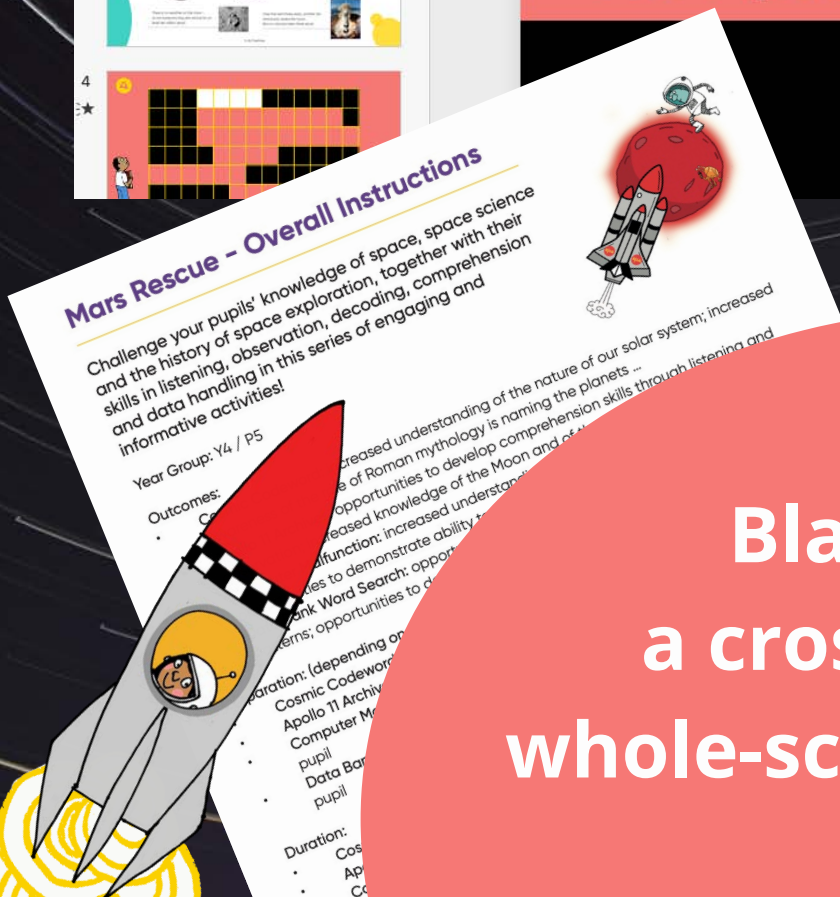
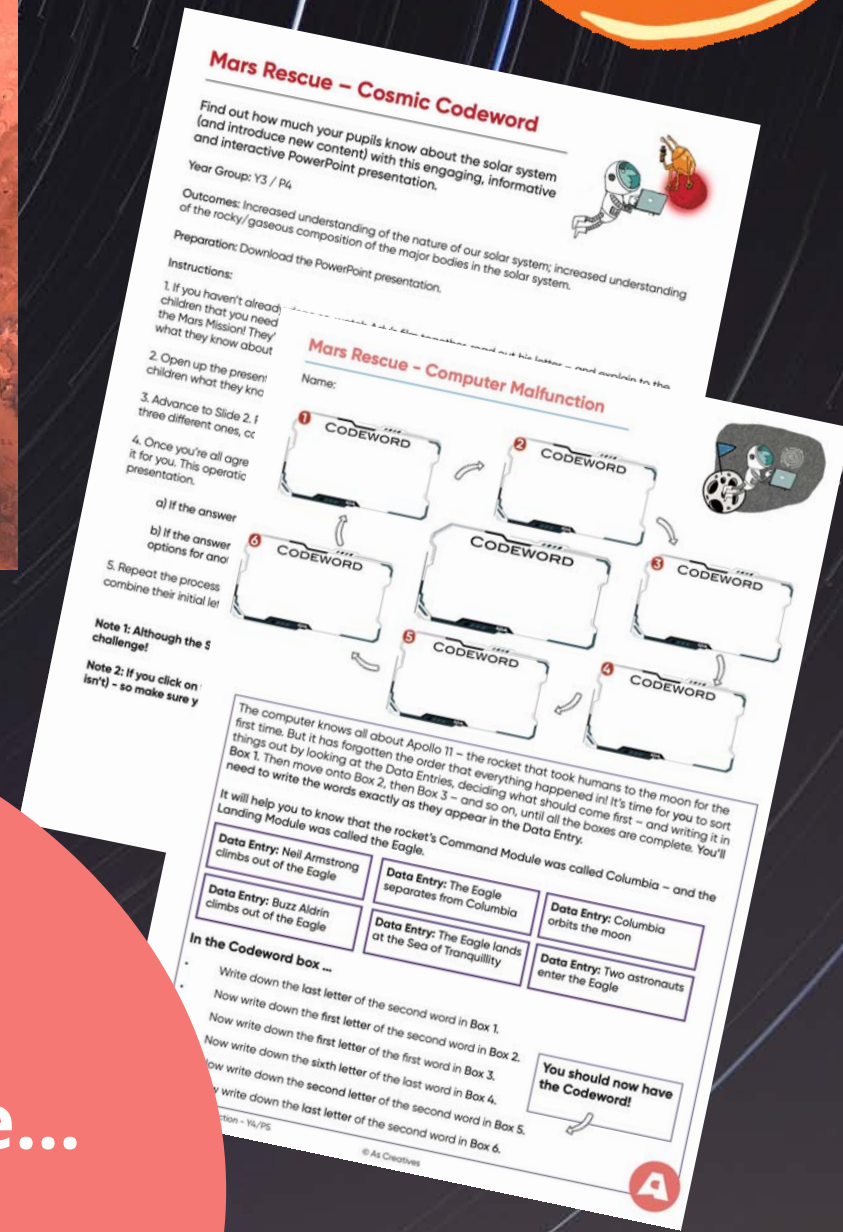
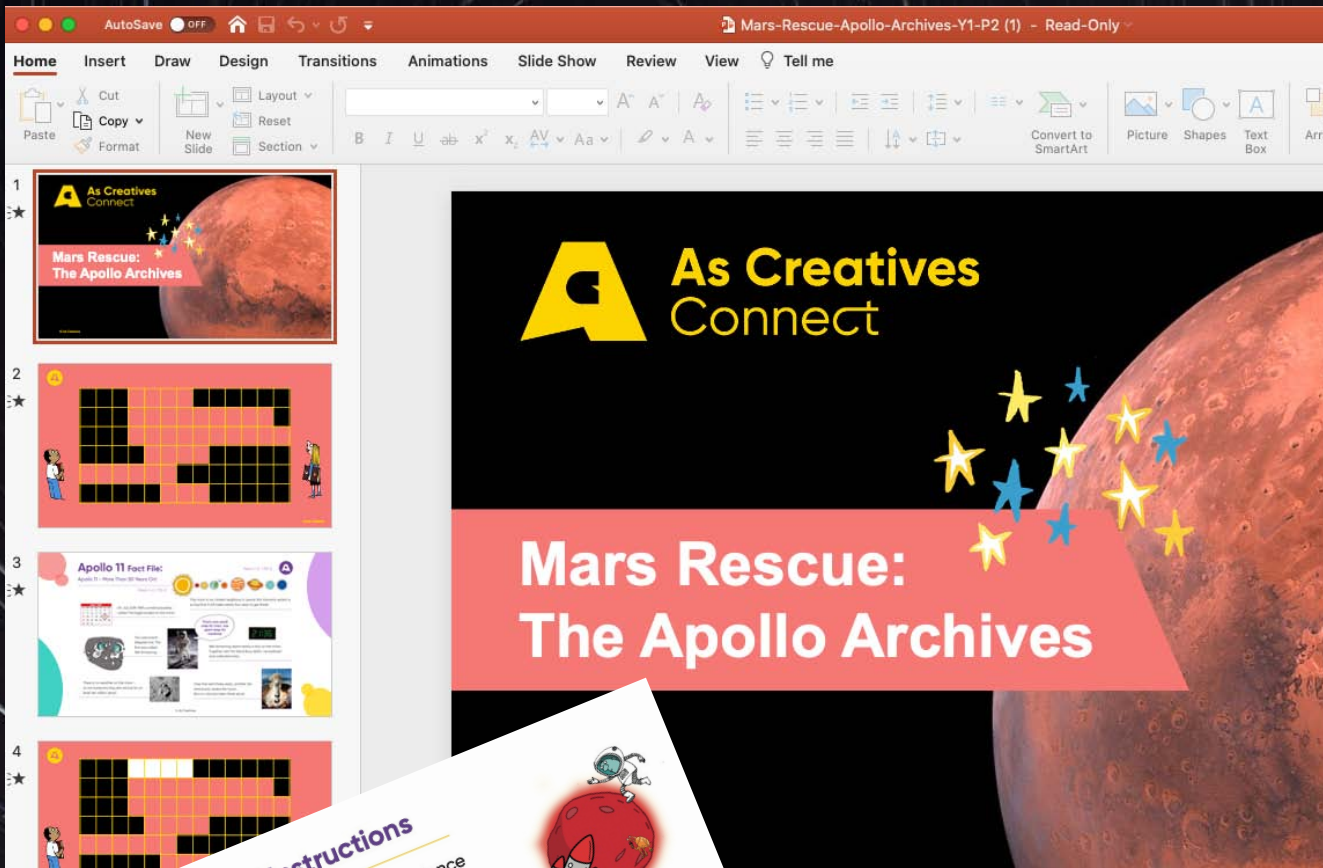
Suggested Timetable: EYFS and KS1 / P1 – P3

Time	Activity
Assembly	This could be delivered to a range of groupings – from individual classes to the whole school!
Assembly - Morning Break	Daily Creative (warm-up) Imagining the Spacecraft Science/Maths: Mars Rescue - Cosmic Codeword
Break	
Break - Lunchtime	Drama: Interplanetary Tours Maths: Astronaut Training Literacy: Postcards from Space Science: Space Run Around Quiz
Lunchtime	
Lunchtime - Celebration Assembly	Connect Game: space-themed Human Statues Science/Literacy/Art: The Apollo Archives History: Snows, Skies and Stars (EYFS/P1), Snows, Summits, Skies and Stars (Y1,2/P2,3)
Celebration Assembly	This could be delivered to a range of groupings – from individual classes to the whole school!

Everything  
you need, all  
in one place!







Blast off with  
a cross-curricular  
whole-school challenge...



### Some of Perils of Space Travel!



- Meteor Storm
- Computer Malfunction
- Communications Failure
- Fuel Tank Rupture
- Oxygen Depletion
- Food Shortage
- Personnel Problems
- Hull Breach

### Interplanetary Tours: Mercury

- Mercury is named after the Roman god of commerce, thieves and warriors.
- Mercury is the smallest planet in the solar system.
- If you were standing on Mercury, you would see the Sun as a huge orange ball in the sky.

### Interplanetary Tours: Enceladus

- In Roman mythology, Enceladus was one of the Titans who were punished for war with the gods. The Titans were buried under a volcano in Italy, Mount Etna.
- Enceladus is one of Saturn's moons - the sixth biggest.
- Enceladus was discovered in the year 1789, by the astronomer William Herschel.
- Enceladus is covered in water ice, so it's one of the brightest objects in the sky.
- Enceladus was discovered in the year 1789, by the astronomer William Herschel.

### The Ice King



Enceladus is covered in water ice, so it's one of the brightest objects in the sky.

### Visitors

By 2019, only 2 spacecraft have visited Mercury yet - the Mariner 10 and MESSENGER.

### Visitors

The Cassini spacecraft made three flybys of Enceladus in 2005, 2008 and 2010.

### Space Jargon

How much space language (or space jargon) do you know? Find out by matching the definitions to the words or phrases in the table ...

moon	dwarf planet	asteroid belt	space	astronaut
satellite	launch	blast-off	solar	gravity
cosmonaut	Sun	orbit	light year	oxygen
Saturn	micro-gravity	re-entry	meteor	airlock

1. Part of a space station, designed to act as a safe space between the station and the outside world.

Now write a sentence containing the word or phrase.

2. The rocket that took the Apollo astronauts to the Moon.

Now write a sentence containing the word or phrase.

3. The Russian word for someone who goes into space.

Now write a sentence containing the word or phrase.

4. The most dangerous part of any space mission.

Now write a sentence containing the word or phrase.

### Postcards from Space!

Dear \_\_\_\_\_

I am enjoying my holiday on \_\_\_\_\_

It is a \_\_\_\_\_ colour - and it's \_\_\_\_\_!

Love from \_\_\_\_\_

PS - the weather is \_\_\_\_\_!

Bring the reality of space travel to life through literacy and drama...

### Space RunAround Quiz

Year 1/P2

Note: for each question, the correct answer is in bold.

1. Question 1 is about how space affects the seasons on Earth. When the Earth tilts away from the Sun, it's not as warm for us. What season does this happen in? Is it...

(A) winter... (B) summer... (C) spring?

When this happens in our country, the other half of the planet (in places like Australia) is much hotter, so it's their turn to have summer.

2. Question 2 is about how the seasons change our days. When it's winter and the Earth is leaning away from the Sun, are our days...

(A) longer... (B) shorter... (C) the same?

The Sun rises later and sets earlier in wintertime, making our days shorter.

3. Question 3 is about being safe on a Sunny day. When the Sun is shining brightly in the sky, is it safe to look directly at it?

(A) no... (B) yes... (C) only if you look very quickly.

The Sun is very bright indeed - it lights up the whole world. So, looking right at it can really damage your eyes, even if you only do it quickly.

4. Question 4 is about the Earth's orbit. The Earth travels around the sun in what is called an orbit. But how long does it take? Is it...

(A) one week... (B) three months... (C) one year?

The Earth takes one whole year to circle around the sun in what is called an orbit. It takes one year in our lives. So, every time the Earth completes one orbit of the Sun, we all get to have one birthday.

Can you work out how many times you have been around the Sun?

5. Question 5 is about the seasons. When winter has passed and spring starts to turn to summer, the Earth tilts a little bit closer to the Sun. Does this make our days...

(A) colder... (B) warmer... (C) neither colder or warmer?

When the Earth tilts towards the Sun we get to have lovely warm weather until it tilts away again and winter returns.

© As Creatives



### Space Connect Games

Year Groups: P1, P2, P3, P4, P5, P6, P7

Subject: Literacy, Maths

Connect Games are a great way of allowing children to continue learning while they're playing - so well as setting up a bit of space fun! We've put together a range of Space-themed games to help you with your curriculum - plus some fun bonus games too!

Connect Games are a great way of allowing children to continue learning while they're playing - so well as setting up a bit of space fun! We've put together a range of Space-themed games to help you with your curriculum - plus some fun bonus games too!

Connect Games are a great way of allowing children to continue learning while they're playing - so well as setting up a bit of space fun! We've put together a range of Space-themed games to help you with your curriculum - plus some fun bonus games too!

Connect Games are a great way of allowing children to continue learning while they're playing - so well as setting up a bit of space fun! We've put together a range of Space-themed games to help you with your curriculum - plus some fun bonus games too!

Connect Games are a great way of allowing children to continue learning while they're playing - so well as setting up a bit of space fun! We've put together a range of Space-themed games to help you with your curriculum - plus some fun bonus games too!

Connect Games are a great way of allowing children to continue learning while they're playing - so well as setting up a bit of space fun! We've put together a range of Space-themed games to help you with your curriculum - plus some fun bonus games too!

Connect Games are a great way of allowing children to continue learning while they're playing - so well as setting up a bit of space fun! We've put together a range of Space-themed games to help you with your curriculum - plus some fun bonus games too!

Connect Games are a great way of allowing children to continue learning while they're playing - so well as setting up a bit of space fun! We've put together a range of Space-themed games to help you with your curriculum - plus some fun bonus games too!

Connect Games are a great way of allowing children to continue learning while they're playing - so well as setting up a bit of space fun! We've put together a range of Space-themed games to help you with your curriculum - plus some fun bonus games too!

Connect Games are a great way of allowing children to continue learning while they're playing - so well as setting up a bit of space fun! We've put together a range of Space-themed games to help you with your curriculum - plus some fun bonus games too!

Connect Games are a great way of allowing children to continue learning while they're playing - so well as setting up a bit of space fun! We've put together a range of Space-themed games to help you with your curriculum - plus some fun bonus games too!



## The World's Worst Astronaut!

The table below shows some of the qualities that a successful astronaut needs to have. Use the information (and anything else you know) to create a letter from someone wanting to go into space – but it's a letter from the World's Worst Astronaut! Your letter should contain ...

- 1 **Personal Statement:** this will introduce yourself – and explain why you want to be an astronaut ...
- 2 **Health Check:** some information about your general health and fitness – with explanations, if appropriate ...
- 3 **Skills Audit:** a list of your skills – with some examples of where you've used them ...
- 3 **Personal Qualities:** a list of some of your personal qualities – with some examples of how you've demonstrated them.

Use your own words – don't just copy what we've given you!

Indicator	Adjective
Heart	<b>STRONG</b> – a strong heart is very important for an astronaut as they are put under huge amounts of stress during space travel.
Exercise Regime	<b>STRICT</b> – astronauts have to work even harder than on earth. So they need to exercise ...
Diet	...



## Astronaut Training – Y2 / P3

Year Groups: **P3**  
Subject: **Maths**

Develop skills in recognising and calculating quantities of UK coinage (as well as skills in both adding two digit numbers and multiplication) – as your pupils help kit out the Toolshop at the Astronaut Training Centre!

Outcome: **Opportunities to develop understanding of coinage – and understand that quantities of pennies can combine to make pounds; opportunities to practise skills in counting in ones, twos, fives and tens; opportunities to practise adding two digit numbers.**

Preparation: **Download the Astronaut Training (Year 2/P3) PowerPoint**

Duration: **Up to 30 minutes**

Space Required: **Classroom**



How much have we spent so far?

£80 + £50

## Mars Buggy

Item	Cost
Seats	£2,100.00
Wheels	£1,440.00
Antennae	
Power Unit	
Construction	
Sub-Total	
Spares	
Total	

# Explore Meteoric Maths and Stellar Science...

Go back

## Astronautical Maths

EYFS/ P1

## Astronautical Maths EYFS/ P1

Year Groups: **P1**

Subject: **Maths**

Put maths, counting and addition in context with this lively, whole class activity!

Outcome: **Opportunities to practice skills in counting and addition to ten.**

Preparation: **Download the Astronautical Mathematics (EYFS/P1) PowerPoint**

Duration: **Up to 30 minutes**

Space Required: **Classroom**

Grouping: **Whole Class**

Download resources (total size 3.7MB)

- Download Astronautical Maths EYFS/ P1 Instructions (.pdf) 0.2MB
- Download Astronautical Maths EYFS/P1 PowerPoint (.pptx) 3.5MB

Download all (.zip)

Email Link

You may also like...



## Astronautical Mathematics

Name: \_\_\_\_\_

1 rocket = 1 gravity unit

<b>Mercury</b> 	<b>Venus</b> 
<b>Earth</b> 	<b>Mars</b> 
<b>Jupiter</b> 	<b>Neptune</b> 
<b>Uranus</b> 	<b>Saturn</b> 

1. How many planets have more gravity than Earth?
2. How many planets have less gravity than Earth?
3. Which two planets have the same gravity – more than 9?
4. Which two planets have the same gravity – less than 5?
5. Pluto has a quarter of Mercury's gravity. How many rockets would it get?
6. Add together the gravity units for Earth, Saturn and Uranus. To get the same total, you would need Mars and what other planet?
7. Add together the gravity units for Venus and Neptune. How can you get the same total – with two different planets?
8. Add together the gravity units for Saturn, Mercury and Mars. To get the same total, which two planets would you need?
9. You can add two planets' gravity units together to make double Saturn's gravity units. Which two? You can't include Saturn itself, so there are two possible answers – try to find them both!
10. You can add two planets' gravity units together to get the same answer as if you take Saturn's units away from Jupiter's. Which two? There are two possible answers – try to find them both!





# And the History of Humans in Space!

[Go back](#)

## From the Snows to the Skies to the Stars – EYFS/P1

Year Groups: P1  
Subject: History, Literacy

Place space exploration in an historical context and inspire your pupils by looking at some of the world's greatest explorers – and supporting them in coming up with Top Tips for Exploration!

**Outcomes:** Increased knowledge of the world of explorers and exploration; opportunities to think about and extend vocabulary; opportunities to think aspirationally; opportunities to practice writing

**Preparation:** Download the Snows, Skies, Stars (EYFS/P1) PowerPoint; print copies of the Snows, Skies, Stars Writing Frameworks (EYFS/P1) – there are three of these to choose from

**Duration:** Up to 30 minutes

**Space Required:** Classroom

**Additional Requirements:** Coloured Pencils, Pencils

**Grouping:** Individual, Whole Class

Download resources (total size 22.19kB)

- Download From the Snows to the Skies to the Stars Instructions (.pdf) 0.24kB
- Download From the Snows to the Skies to the Stars Writing Framework (.pdf) 2.14kB
- Download From the Snows to the Skies to the Stars PowerPoint (.pptx) 19.24kB

[Download all \(.zip\)](#) [Email Link](#)

You may also like...

Postcards from Space

## Apollo 11 Fact File – Y3 – Y4 / P4 – P5

Year Groups: P4, P5  
Subject: Science

This Fact File is packed full with age-appropriate, solid science. Developed to both support and go beyond the Curriculum, it can be used in lots of ways.

**Outcomes:** Understanding of the importance and relevance of the Apollo 11 mission; understanding of some of the science of the moon

**Preparation:** Download the Apollo 11 Fact File

**Duration:** Up to 1 hour

**Space Required:** Classroom, Hall

**Grouping:** Pairs, Small groups, Whole Class

Download resources (total size 1.3MB)

Download Apollo 11 Fact File Instructions (.pdf) 0.34kB

Download Apollo 11 Fact File (.pdf) 1.24kB

[Download all \(.zip\)](#) [Email Link](#)

## Apollo 11 Fact File:

Apollo 11 – More Than 50 Years On!

Years 1-2 / P2-3



On July 20th 1969, a small spaceship called the Eagle landed on the moon.

The moon is our closest neighbour in space. But the solar system is so big that it still takes nearly four days to get there!



Two astronauts stepped out. The first was called Neil Armstrong.



That's one small step for man, one giant leap for mankind.

Neil Armstrong spent nearly a day on the moon. Together with his friend Buzz Aldrin, he explored and collected rocks.

2 1:36

There is no weather on the moon – so the footprints that were left for at least ten million years!



Over the next three years, another ten astronauts visited the moon. But no-one has been there since!



© As Creatives

## Apollo 11 Fact File:

Apollo 11 – More Than 50 Years On!

Years 5-6 / P6-7



On July 20th 1969, a small spaceship called the Eagle landed on the moon.



The moon is over 4 billion years old. And for almost all of that time, it has been a mystery to us.



Two astronauts stepped out. The first was called Neil Armstrong.



That's one small step for man, one giant leap for mankind.

Over the next three years, another ten astronauts visited the moon. But no-one has been there since.



We keep on learning about the moon, though. Now we know there is frozen water at its poles. A discovery that might change space travel forever...



And we might soon be back. In January 2019 a robotic Chinese spacecraft, Chang'e-4, landed on the dark side of the moon – sending back the first ever close-up pictures of this part of the lunar landscape.

## Neil Armstrong: 1930 – 2012



### Sixteen Homes In Fourteen Years!

Neil's father's job took him all over the American state of Ohio, so by Neil's fourteenth birthday he and the family had lived in sixteen different homes!

The family eventually settled back in the town where Neil had been born. And he signed up for flying lessons immediately!

### A Life in the Skies

By the time he was sixteen, Neil was already a qualified pilot – before he could even drive a car!

He wanted to find out how aeroplanes worked, as well as how to fly them. So, he went to university to learn aeronautical engineering.

### Skies and Seas

After university, Neil joined the American Navy, as a pilot – and learnt how to take off from and land on ships called aircraft carriers.

He was a pilot during the Korean War – flying seventy-eight extremely dangerous missions.

### Life at Speed

Once the Korean War was over, Neil went back to university – and then became a test pilot.

He tested new types of aeroplane by flying them incredibly fast or incredibly high – often at the same time! Everyone said he was a brilliant pilot, and an excellent engineer.

### Going into Space

Neil was such a successful test pilot that he was selected for astronaut training – even though his application arrived a day late!

His first space mission took place in 1965, as commander of the Gemini 8 project. This was the first time two spacecraft had joined together (or docked) in space.



## Mars Rescue – The Apollo Archives – Y3 / P4

Year Groups: P4

Subject: History, Literacy, Science

Challenge your pupils' listening, observation and comprehension skills as you learn about the Moon together with this crossword-type activity.

**Outcomes:** Opportunities to develop comprehension skills through listening and observation; increased knowledge of the Moon and of the Apollo 11 mission

**Preparation:** Download the Apollo 11 (Year 3/P4) PowerPoint presentation

**Duration:** Up to 30 minutes

**Space Required:** Classroom

**Grouping:** Whole Class

Download resources (total size 5.04kB)

Download Mars Rescue – The Apollo Archives Instructions (.pdf) 0.34kB

Download Mars Rescue – The Apollo Archives PowerPoint (.pptx) 5.24kB

[Download all \(.zip\)](#) [Email Link](#)

# Start planning your whole-school WOW day today!